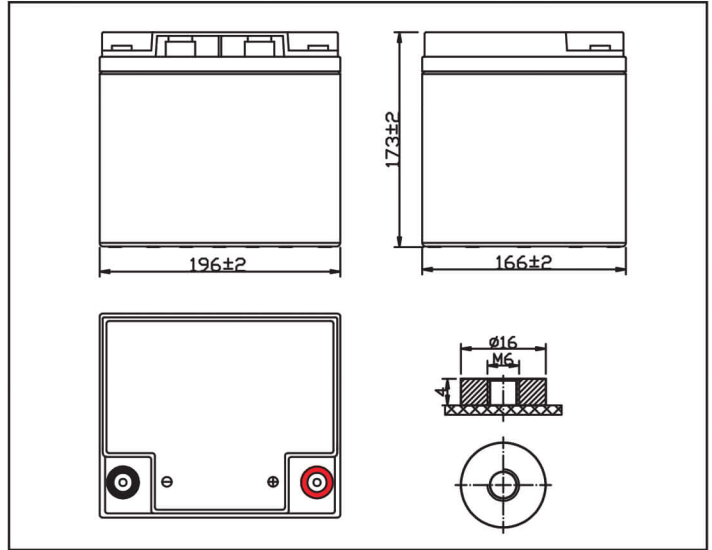


MODEL: TC40-12



Plane Chart:

Unit:(mm) Terminal type:(T1)



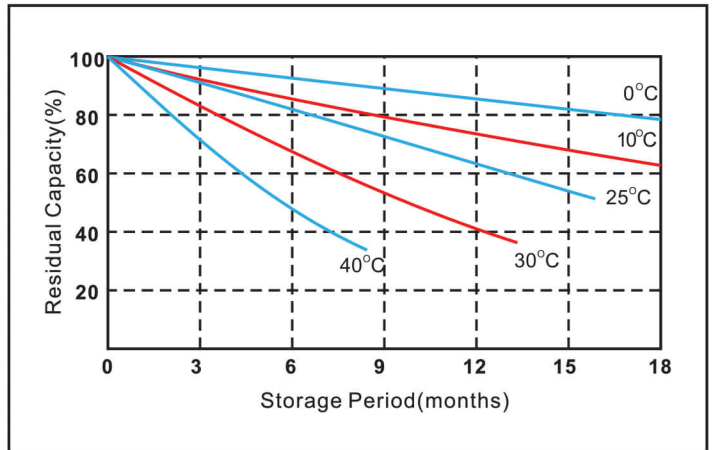
ISO 9001
ISO 14001
OHSAS18001



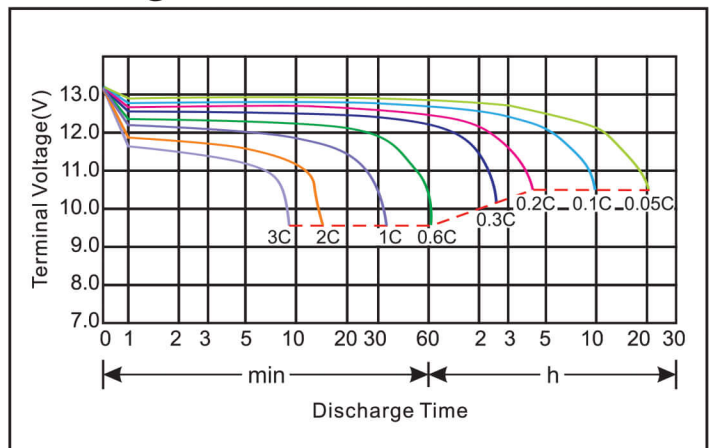
Parameter Chart:

Volts		12V
Capacity(25°C)	20 hours rate (2.0A)	40Ah
Discharge Current Testing (25°C)	20 I ₂₀ rate (40A,27min)	33min
	60 I ₂₀ rate (120A,7min)	8min
Internal Resistance	Full Charged Battery 25°C	9mΩ
Capacity Affected By Temperature	40°C	104%
	25°C	100%
	0°C	83%
	-15°C	65%
Residual Capacity (25°C)	Capacity After 3 Months Storage	91%
	Capacity After 6 Months Storage	82%
	Capacity After 12 Months Storage	65%
Charge (Constant Voltage)	Cycle (25°C)	Initial Charging Current Less Than 12A Voltage 14.5~14.9V
	Float (25°C)	Charge Voltage 13.6~13.8V
Weight (Approx)		12.6Kg

Residual Capacity



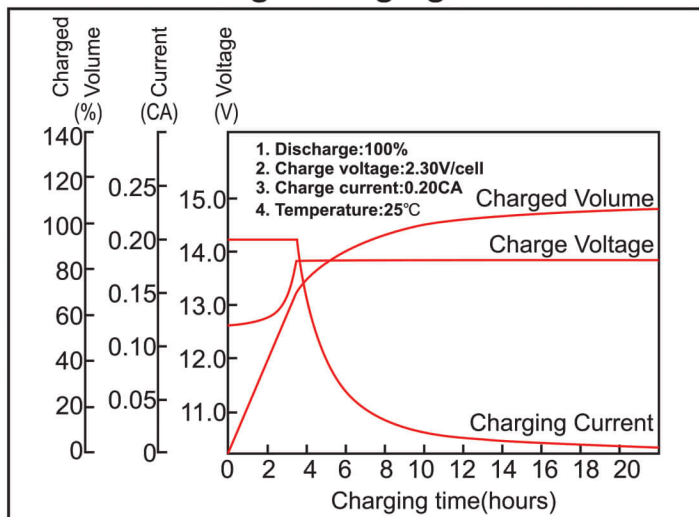
Discharge Current 25°C



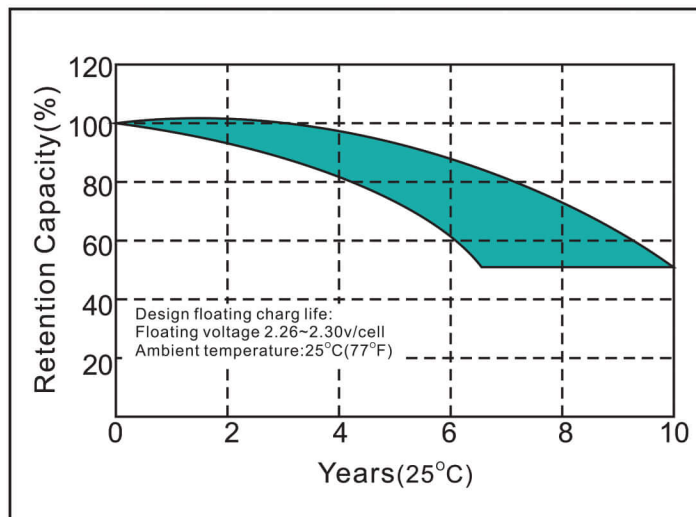
★The above are average and data obtained from the first 3 charge/discharge cycles. These are not minimum values.

MODEL: TC 40-12

Constant voltage charging characteristics



Float Life



Constant Current Discharge Characteristics (A, 25°C)

F.V/Time	5min	10min	15min	30min	60min	2h	3h	5h	8h	10h	20h
9.60V	125.6	82.5	62.9	40.0	24.0	13.9	9.9	7.2	4.7	4.1	2.2
10.2V	115.2	78.4	60.4	38.3	23.1	13.7	9.7	7.1	4.7	4.0	2.1
10.5V	107.6	74.3	58.9	37.2	22.5	13.6	9.6	7.0	4.6	3.9	2.0
10.8V	98.5	69.8	57.4	36.1	21.9	13.4	9.5	6.9	4.5	3.8	2.0

Constant Power Discharge Characteristics (Watt, 25°C)

F.V/Time	5min	10min	15min	30min	60min	2h	3h	5h	8h	10h	20h
9.60V	1298.6	873.7	690.1	445.6	273.8	160.7	116.3	82.3	55.1	46.2	24.4
10.2V	1186.3	830.2	663.0	427.3	262.8	158.3	114.3	81.0	54.6	45.7	24.2
10.5V	1145.2	806.3	646.4	416.2	256.3	157.1	113.3	80.2	54.3	45.7	24.1
10.8V	1046.5	739.6	629.9	405.2	249.7	155.4	112.3	79.4	53.8	45.7	24.0

Capacity Factors With Different Temperature

Battery Type		-20°C	-10°C	0°C	5°C	10°C	20°C	25°C	30°C	40°C	45°C
Battery	12V	50%	70%	83%	85%	90%	98%	100%	102%	104%	105%

★The above are average and data obtained from the first 3 charge/discharge cycles. These are not minimum values.